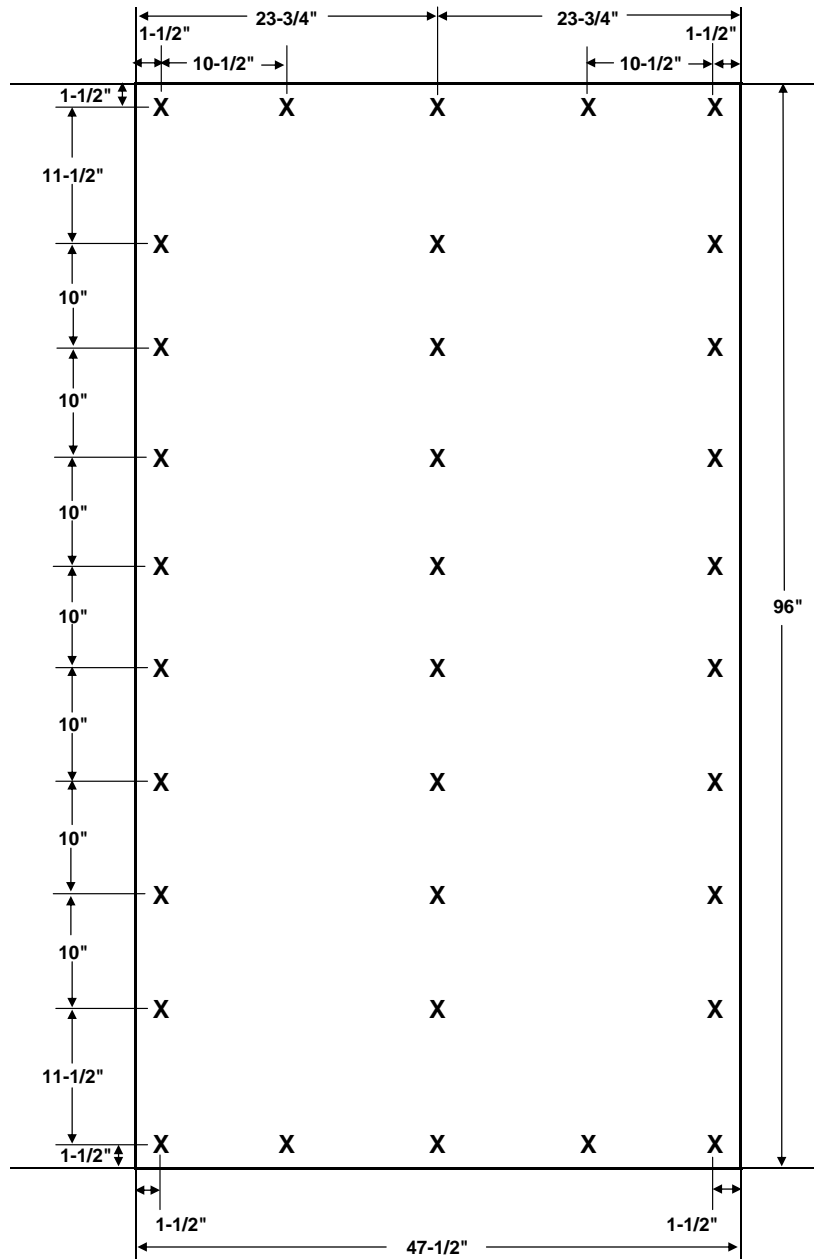


# Cornell Corporation ThermaCal Wall Panel Layout and Screw Pattern (10" O.C.)

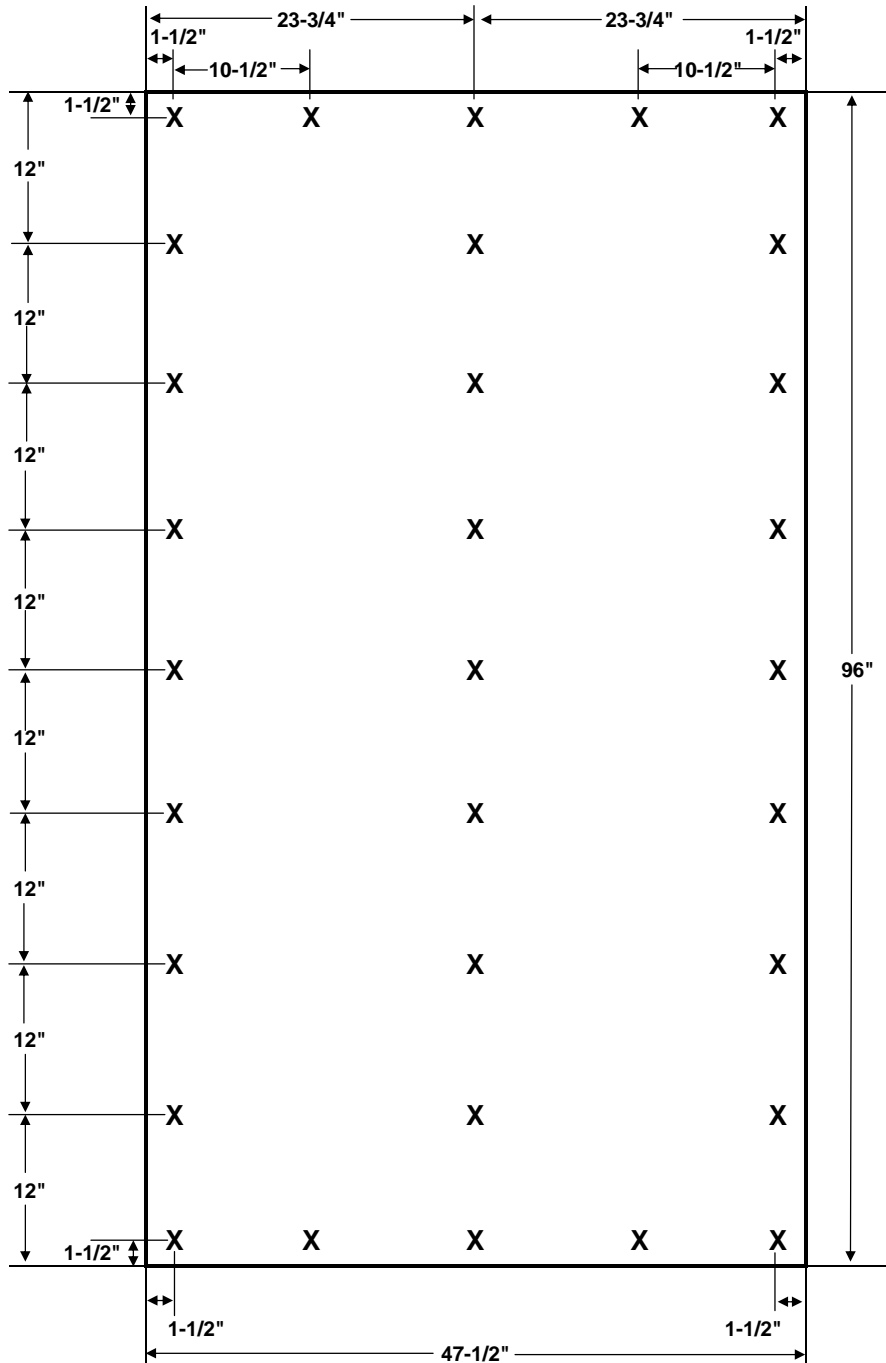


<b>Legend:</b>	
X	Fastener Position

- Note (1):** Fit foam tight @ 96" Edge
- Note (2):** Screws or nails must be 1-1/2" longer than insulation thickness
- Note (3):** Plywood or OSB base must be applied to studs before application of Nailbase
- Note (4):** Nailbase should not be applied directly to studs that are 16" on center or greater

Thermacal Wall Panel - 10 Inch On Center	
Fastener Pattern	
PANEL DETAIL	
808 South Third Street P.O. Box 338 Cornell, WI 54732  Ph: 888-439-6411 Fax: 715-239-6260	By: BSG
	Date: 9/18/08
	Approved By:
	Date:

# Cornell Corporation ThermaCal Wall Panel Layout and Screw Pattern (12" O.C.)

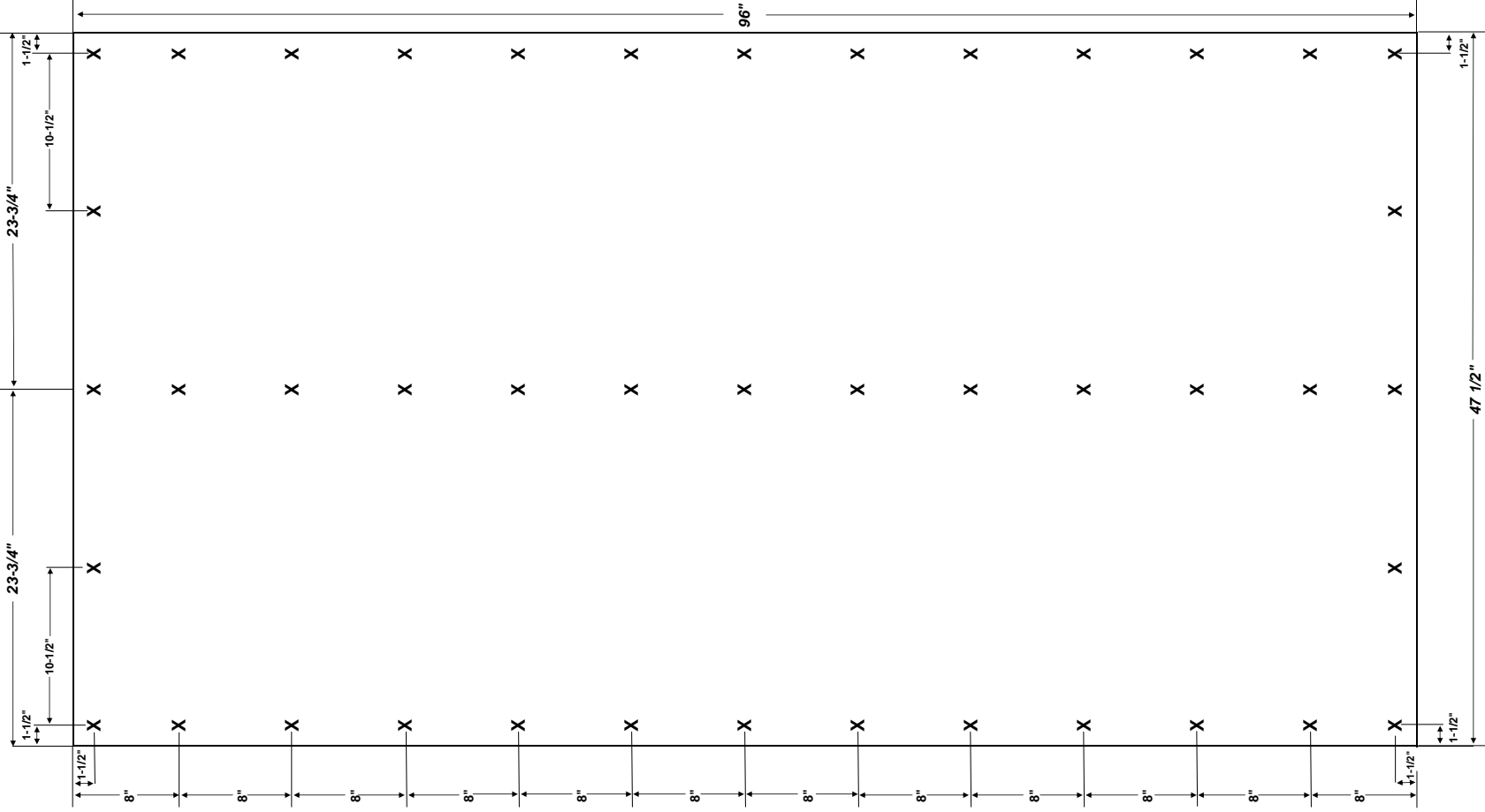


<b>Legend:</b>	
<b>X</b>	Fastener Position

- Note (1):** Fit foam tight @ 96" Edge
- Note (2):** Screws or nails must be 1-1/2" longer than insulation thickness
- Note (3):** Plywood or OSB base must be applied to studs before application of Nailbase
- Note (4):** Nailbase should not be applied directly to studs that are 16" on center or greater

Thermacal Wall Panel - 12 Inch On Center	
Fastener Pattern	
PANEL DETAIL	
  808 South Third Street P.O. Box 338 Cornell, WI 54732  Ph: 888-439-6411 Fax: 715-239-6260	By: BSG
	Date: 9/18/08
	Approved By:
	Date:

Cornell Corporation ThermaCal Wall Panel Layout and Screw Pattern (8" O.C.)



**Legend:**


**X = Fastener Position**

**Notes:**

- Note (1): Fit foam tight @ 96" Edge
- Note (2): Screws or nails must be 1-1/2" longer than insulation thickness
- Note (3): Plywood or OSB base must be applied to studs before application of Nailbase
- Note (4): Nailbase should not be applied directly to studs that are 16" on center or greater

**ThermaCal Wall Panel - 8 Inch On Center Fastener Pattern**

PANEL DETAIL



By: BSG  
 Date: 9/17/08  
 Approved By:  
 Date:  
 808 South Third Street  
 P.O. Box 338  
 Cornell, WI 54732  
 Ph: 888-439-6411 Fax: 715-239-6260